



'09-29



'09-33



'09-30



'09-34



'09-31



'09-35



'09-32



'09-36



'09-37



'09-41



'09-38



'09-42



'09-39



'09-43



'09-40



'09-70

'09-44
le
'09-45
Sa
a
St
W



III-73



III-72



III-74



III-75

'09-14 — '09-43. Erecting Hedalea
tent by Calf woman
'09-43 and III-70 and III-71
Same tent interior, Calf woman
and Mrs F. L. Wilson,
at Independence, 1908.
September. Same exterior
III-72



III-76

8.



III-73-III-83 Indian boys playing throw-sticks.



III-84



III-88



III-85



III-89



III-86



III-90



III-87


Wolf Chief wife and child. Threshing brans.

D.



III-91-92 Polebor + interior, Owl
Woman's lodge 1909
III-93-III-99. husking corn.





III-100 Husks in corn field.

IV-5-09-67 Squash hung up to dry. Note strips and ring-linked chains.

S.



IV-6



IV-10




IV-7

IV-6 - IV-9 The "corral"

IV-10 Child asleep in corn field by husks.



IV-8



IV-77

Mrs. Hale and babe.



IV-9



IV-12

Indian girl.



IV-14



IV-13

Scene by Indian cabin.



IV-16

IV-14 Saddle Butte my wife in distance.

IV-15 Saddle Butte.

IV-16 Our picnic party. Mrs. Wilson in foreground.



IV-17



IV-20



IV-18



IV-21



IV-19

Wife and I made a trip to Ft. Benthold Res. in 1909. These are a few scenes we photographed together. IV-14 - IV-21. our picnic party at Saddle Butte.

IV-22 and 23 Mrs. Wilson in Wolf Chief's store.

IV-26. Mrs. Wilson with bunch of fresh killed grouse.



IV-22



IV-24



IV-23




IV-25

IV-24-26. wife by Packer
Wolf's fish trap.



IV-26




09-73 Goodbird illustrating use of stomach pushers.



IV-1, -'09-65, Doying scaffold for corn.

IV-27-29. Mandan collection of J. W. Allen.

G. R. Steinbrenner



IV-1



'09-63




IV-2




'09-64



IV-3



'09-65




'09-62

Drying corn on scaffold.

old Fort Berthold taken by Morrow of Yankton about 1868. (CL Hall)



OLD FT.
Berthold
Ind. village
by Gott of
Bismarck
in 1879 -
Foreground
is the back
of the
old store
enclosure.



This rake is from white tailed deer.
consequently wrong.

(a) Large digging stick for digging holes for posts of earth
Lodge. b. Small digging stick for garden digging. (c.)
Bone hor - buffalo shoulder ^{wood chisel} bone. (d) Deer horn rake.
all but hor made by Buffalo Bird Woman.

Expedition of 1909.

On Reservation in September, owing to trouble with Libby.



'09-1



'09-4



'09-2



'09-5



'09-3



'09-6

T
w
V
t
a
b



'09-7



'09-8

The foregoing 8 pictures are of Goodbird with a bull boat. Print '09-8 is the way a boat is ordinarily borne to the river. Print '09-1 is the way a boat is carried if for a longer distance. Note in '09-6 how the boat is brought to land.

IV-30-1910 to IV-24-1910 represents Buffalo Bird woman weaving from rushes a dolls cradle hood such as was made to put a babe in.



IV-30-1910



1910-1



1910-2



IV-33-1910



IV-32-1910



IV-34-1910



IV-32-1910

IV-34-1910 Buffalo Bird Woman with the doll's hood held in arms as an Indian child would, etc.

IV-35-1910 Buffalo Bird Woman turning strips to make model of Hidalsa bed.

1910-7 Building model of bed.



IV-35-1910



IV-37-1910

Shaving down the joint for
painting, to put in the
staying liquor on design.



1910-7



Sharpening blade of scraper.




IV-36-1910

Completed Bed.



Sharpening scraper blade.



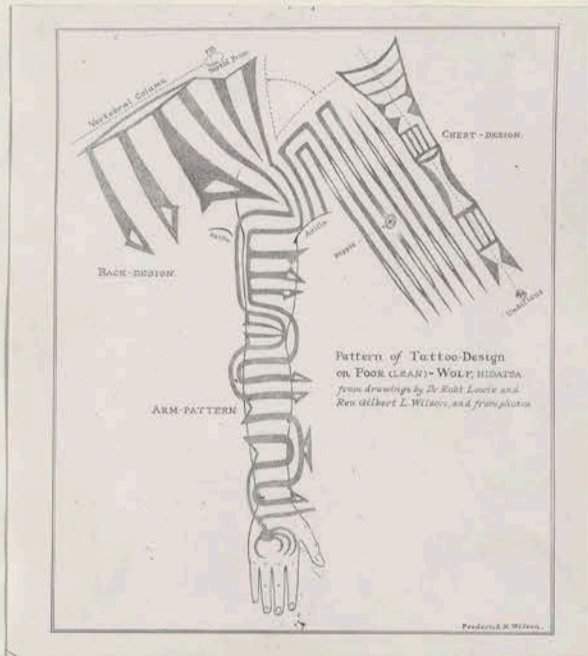
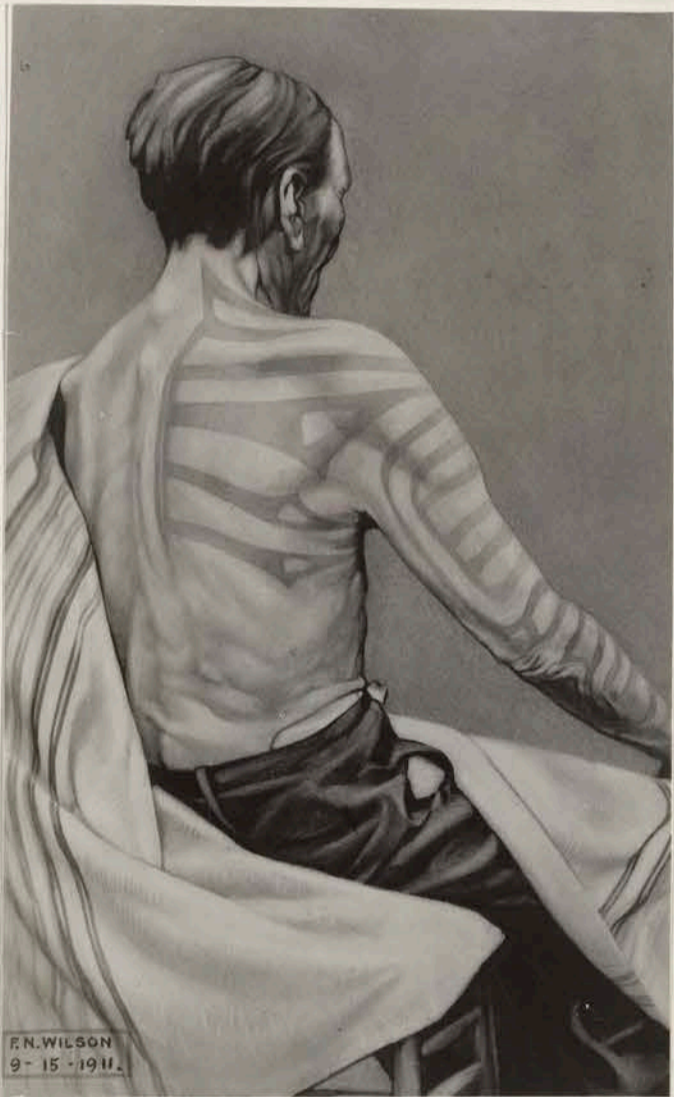
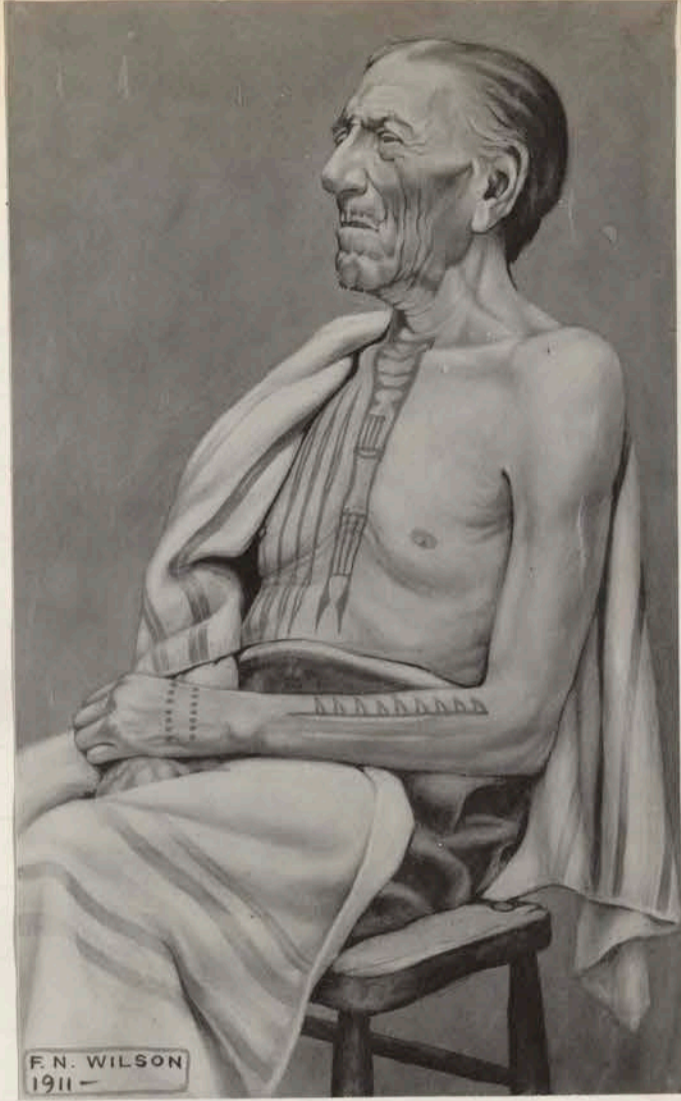
Using the elk horn scraper
special use is to dehair a
stretched & dried hide.



Buffalo bird woman
is here boiling the scrap-
ings of the neck of a
steer to make the glue
liquor which is run
over the painted design
on a robe to stay the
colors. This is done with
the bone mentioned
previous page.



She is here putting on
designs of her husband
honor marks on model
of his bed.



Designs of tattoos on Poor Wolf Hedalsa. Reproduced with great pains by F. N. Wilson from 18 very faint photographs taken in Poor Wolf's 89th year and drawings of designs made by G. L. Wilson



1910-12



1910-13 Same as IV-43



IV-42



1910-14



IV-44



1910-15

- 1910-12. Wides and Eals gathering clay to make a clay pot.
- 1910-14 Kneading clay. Working in ^{stone} sand.
- 1910-13 Pounding rotten granite for stone sand.
- 1910-15 Beginning the Pot.
- IV-44 Modeling pot.



1910-16



1910-19



1910-22



1910-17



1910-20

As pot progresses it was
beaten with bark batten
to make it firm and
as it dried was polished
by rubbing with smooth
stone

1910-21. Fuel collected
for firing & hay put in
pot.

1910-22 Some coals
dropped on hay.



1910-18



1910-21



1910-23 Final outing.

1910-25 and IV-45-10.
Butterfly & wife. In corner of
cabin are sacred objects
bought for the Museum.



Four prints of a prairie chicken snare - fence. Made
of brush with sticks from which are suspended
nooses of horse hair at openings in fence. Placed
in dancing fields of birds



IV-46-1910



IV-47-1910



IV-49-1910

Drying meat. Mrs Godbird



IV-48-1910

Pounding meat



IV-50-1910

Wilson Godbird. In pot bones are being boiled for bone butter.



IV-51-1910



IV-52-1910



IV-53-1910

Three more prints drying meat and making bone butter; IV-53-1910 skinning off the grease or bone butter.



IV-55-1910

IV-55-1910 and 1910-28. Wolf illustrating use of wooden rake.



1910-28



IV-54-1910



1910-21

Two prints above - Wolf Chief making door for an earth lodge after old ways.

Two prints above in Wolf Chief's earth lodge. Showing door in place with pole placed to lock it.



IV-56

Buffalo Bird woman weaving rush mat. Inside of tent



IV-56



IV-57




IV-58



IV-59



IV-60



IV-61

Showing progress of mat.
 IV-60 completed mat.

IV-61. Completed mat turned
 upside down ready to be
 trimmed.



1910-37



1910-38



1910-IV-62



1910-IV-63



1910-IV-62



1910-IV-63

Prints on this page of Wounded Fore (Mandan) and family. Note corn stage.



Wounded Faces Cabin

1910-IV-64



1910-IV-65

Wounded Faces Corn Stage & Tent frame.



1910-IV-66

Carlson Goodbud.



Objects purchased by
W.D. Lowe



Four prints of Hairy Coats wife making clay pot.



IV-69-1911 Butterfly's wife with robe ornamented with designs of the adopted sacred child.



IV-69-1911



IV-70-1911




IV-73-1911



IV-71-1911



IV-74-1911



IV-72-1911



IV-75-1911

Butterfly's wife with robe of sacred child.



IV-76-1911



IV-78-1911



IV-77-1911



IV-79-1911

Two prints, Goodbird & Long Hale
painting robe. They use a
little stick shaved flat at
one end.



IV-80-1911



IV-84-1911



IV-84-1911



IV-82-1911



IV-85-1911



IV-83-1911

Eight foregoing prints of
Alice Shultz and
Godbird with woman's
robe as painted by
Buffalo Bird Woman



9-1911



IV-86-1911



IV-88-1911



10-1911



IV-89-1911

Goodbird & wife & Charles Goodbird.
Bull Boat on Missouri.



14-90-1911

34



16-1911



14-1911



14-91-1911



15-1911



15-1911




11-9-1911



17-1911




11-13-1911



18-1911



13-1911



19-1911



20-1911



23-1911



21-1911



IV-94-1911



22-1911



IV-94-1911

use of bull boat. Note that two paddles are used sometimes by two occupants.


Last two prints, crossing shell creek



14-95-1911



14-96-1911



24-1911



25-1911



14-98-1911

Three prints of Harry Coats Earth Lodge.
Harry Coats' bed.
Interior of the Lodge, 14-98-1911



Wolf chief making a
bow. Drying it in
frame of slabs.



Scraping & polishing
bow.



Putting bow in frame
standing on it to
draw bow down home.




Wolf Chief with bow in frame.
Arrows standing against post.



Scouring & polishing bow.



Polishing bow.



Wolf Chief rolling sinew
bow string.

Rolling snow breaking




75-1911

Making breaking



76-1911

Rolling snow breaking by drawing thru rough cloth



73-1911



36-1911

Stretching low string between stakes to drag after being rolled



74-1911

Final smoothing of dried string by drawing against moccasins



37-1911

Final smoothing, drawing under moccasins

A staked-out hide.

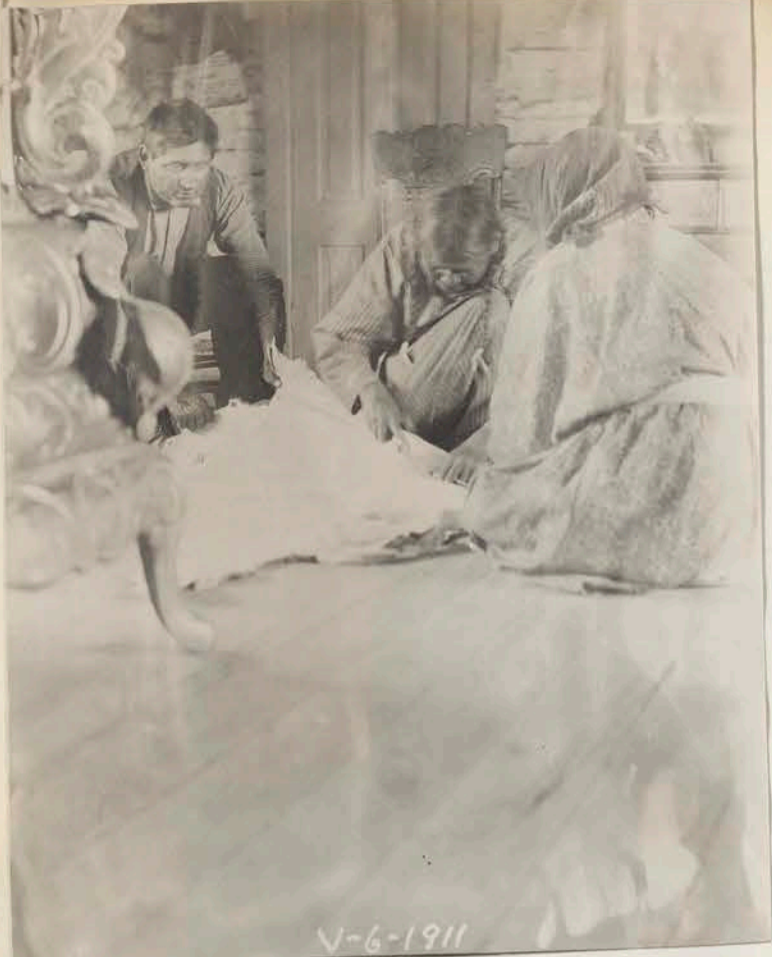


scraping
Rabbit hide with
stone blade.




scraping hide with
blade.





V-6-1911

Marking hide to cut for making
quiver & bow case.



39-1911

39-1911 Cutting hide to make
bow case.

V-8-1911 - bow case & quiver.

V-9-1911 Bow & quiver as usually
carried.

V-10-1911 In going into battle
the left arm is thrust thru
band or belt and bow drawn from
case. Quiver now lies across
breast, arrows to right.



V-8-1911



V-9-1911



V-10-1911

Making the permanent tie
at upper arm of bow.



Unbracing bow.

Bracing bow.



V-11-1911



V-12-1911

Shooting note position of feet.

Bracing bow.



43-1911



45-1911

Shooting.

Shooting. Shooter raises left foot like base ball pitcher.



Ready for a charge. Arrows in left hand & mouth.



on the charge.



Two prints of an elk horn bow. Ornamental only. Goodbird displaying bow. Used for dress occasions only



Charles Fredrick druberry from river
of hat.

V-15-1911



V-18-1911

Black Chest & wife



V-16-1911

Fredrick in willows in Missouri
Boalons-



V-65-1912

V-12-1911-7-1912

Heronry on reservation
Heron's nests in trees



Articles purchased in 1911



V-19-1912



3-1912

Trimming boat ribs.



V-20-1912



4-1912

Tying ribs ends with bark while partly drying them.

Making bull boat. Owl woman & daughters.

V-19-1912. Fleshing green hide

V-20-1912 Bows of frame staked out to dry.



V-21-1912



V-22-1912

Laying lower bow and ribs.