

2021-2022

Data & Assessment Summary Report



NHS
COLLEGE

Table of Contents

Introduction 3

Student Demographics 4

First Year Experience 8

Graduation 9

Retention Rates 10

Co-Curricular Assessment 11

Employee Demographics 12

INTRODUCTION

Nueta Hidatsa Sahnish (NHS) College was tribally chartered by the Three Affiliated Tribes (Mandan, Hidatsa, Arikara) on the Fort Berthold Reservation in 1973. The College's main campus is located in New Town, North Dakota but has satellite classrooms in four of the five other segments on the reservation: White Shield, Parshall, Mandaree and Twin Buttes. The College was formerly known as Fort Berthold Community College, but was changed via a Tribal Business Council resolution on March 27, 2015 to more appropriately reflect the culture of the Mandan, Hidatsa and Arikara tribal members.

NHS College was first granted accreditation on February 12, 1988 via the Higher Learning Commission (HLC) and has continued its accreditation. NHS College was approved by HLC on February 21, 2011 to offer three baccalaureate programs, a significant accomplishment to facilitate students earning a four-year degree without having to leave Fort Berthold. The mission and vision of the College has changed little since its inception and continues to be an inspiration to the faculty and staff who strive to make life better for their students.

Mission:

Nueta Hidatsa Sahnish College provides a unique educational community founded in culture and spirituality that nurtures holistic student success.

Vision:

Integrates dynamic, cultural principles to honor the past, for those living in the present and shaping the future.

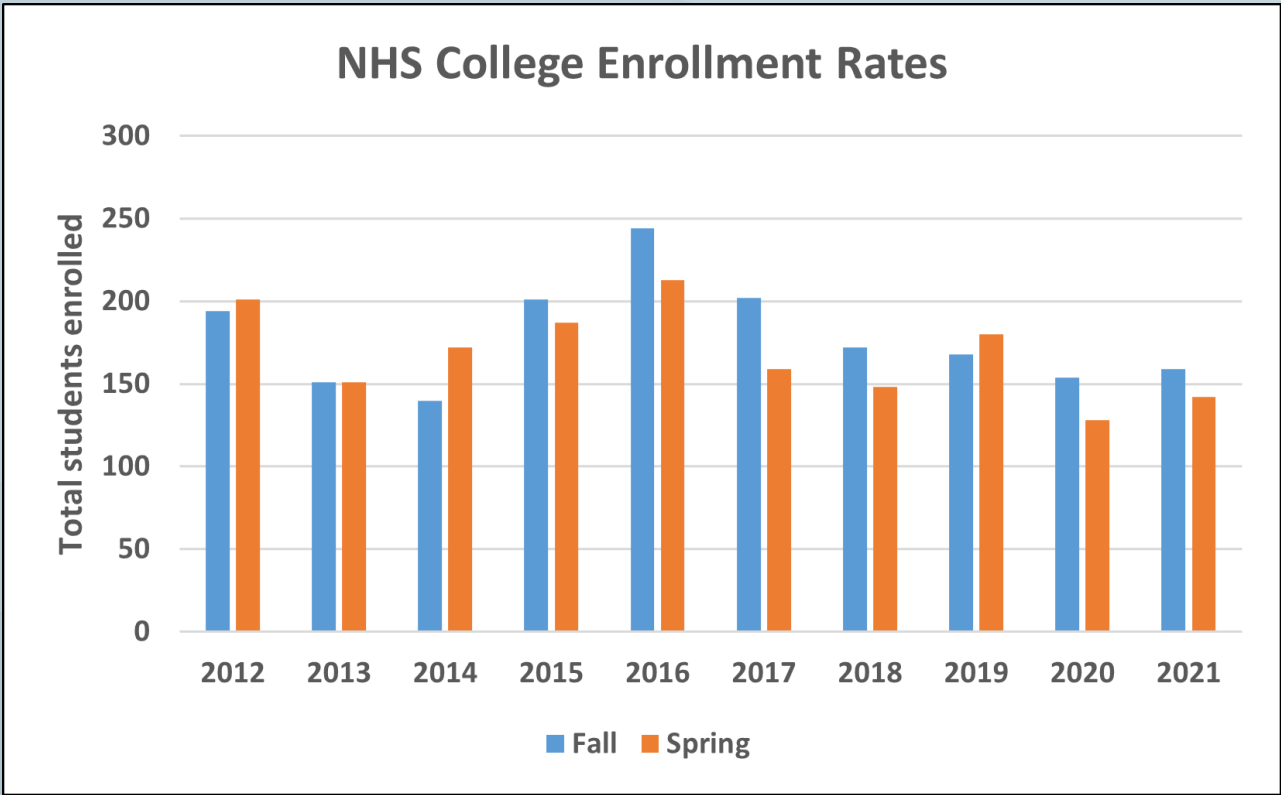


STUDENT DEMOGRAPHICS

10 Year Enrollment – All Students
In the 2021-2022 Academic Year, NHS College enrolled 159 students in the Fall, 142 students in the Spring.

10 Year Enrollment Averages:

Fall: 180 students
Spring: 170 students



DUAL CREDIT STUDENTS

Enrollment of Dual Credit students saw a slight increase from the previous year.



FALL

29 students



SPRING

28 students

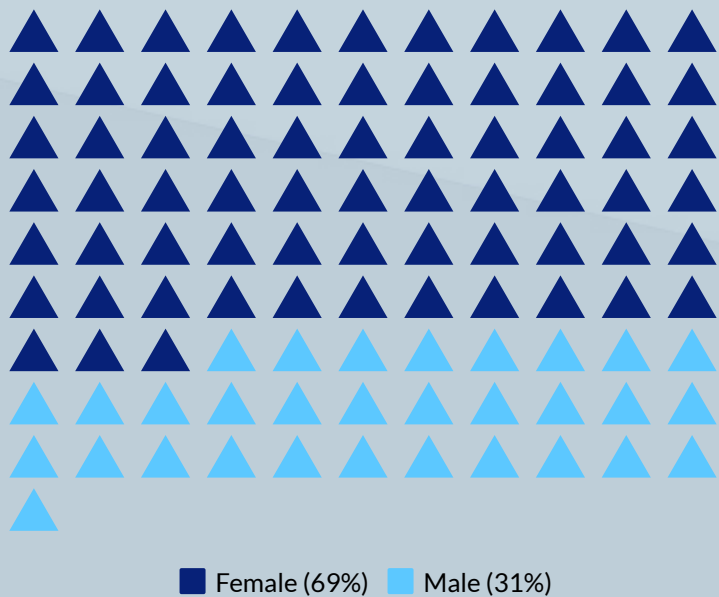


UNDUPLICATED

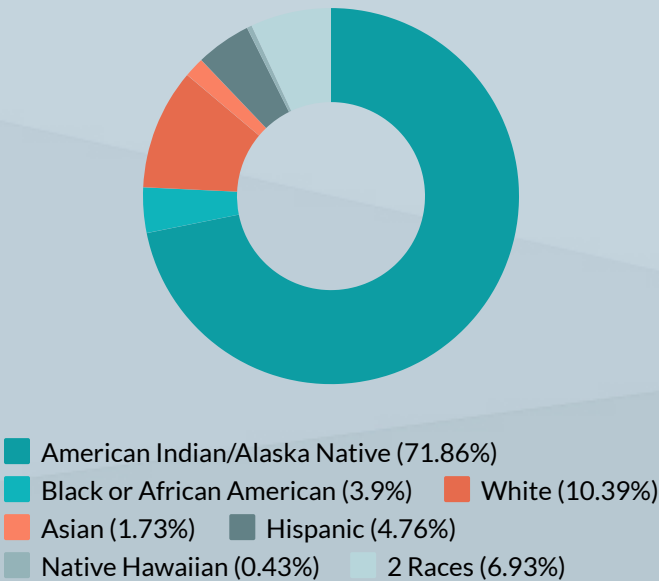
37 students

STUDENT DEMOGRAPHICS

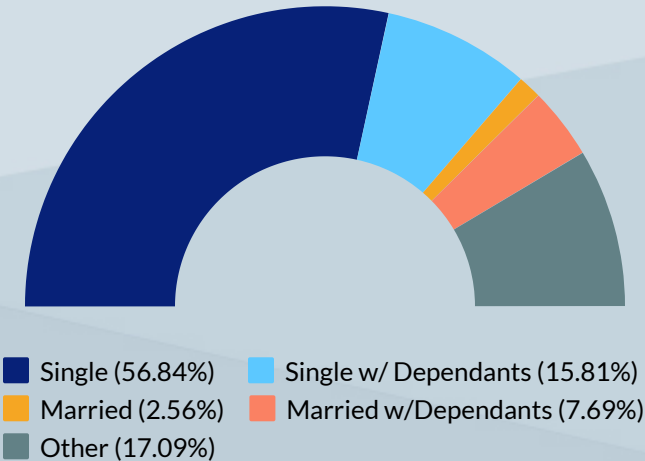
Student Gender



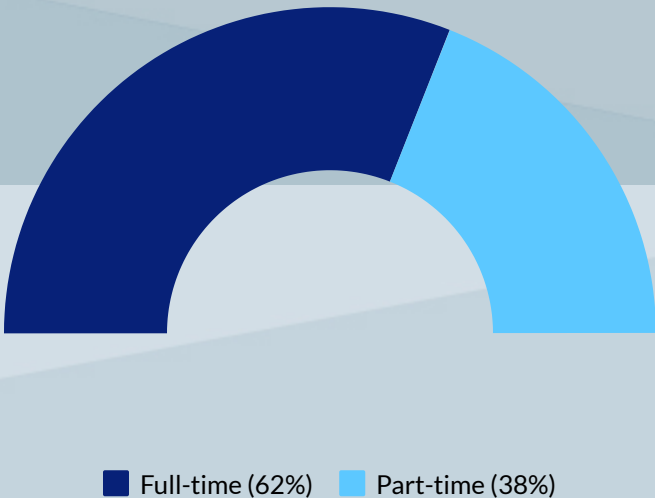
Student Race



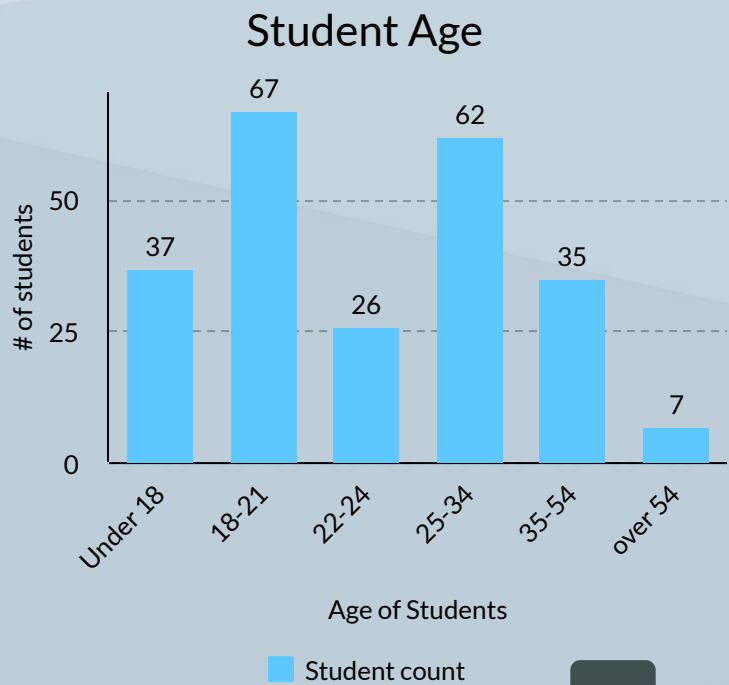
Student Marital Status



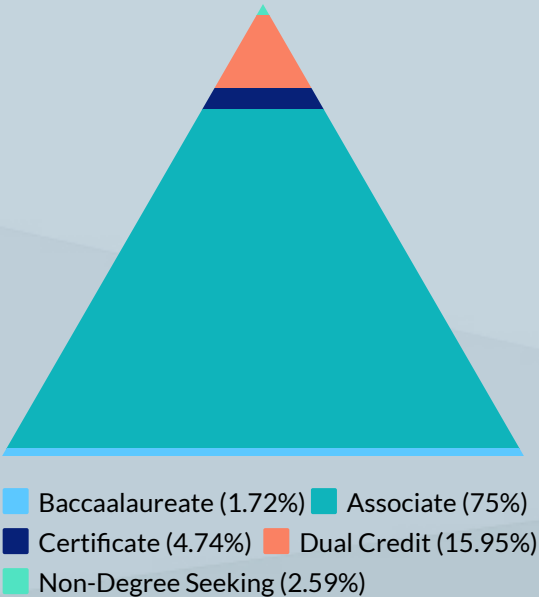
Full-time vs Part-time



STUDENT DEMOGRAPHICS

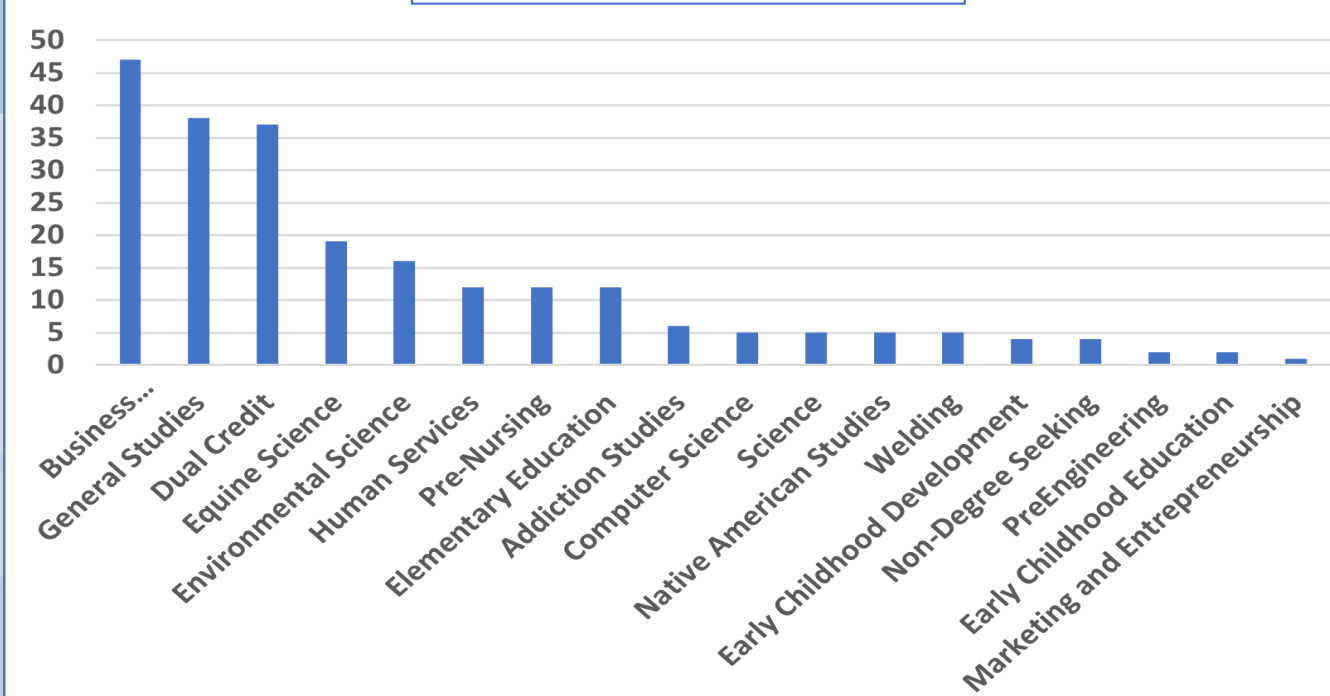


Degree/Certificate Seeking

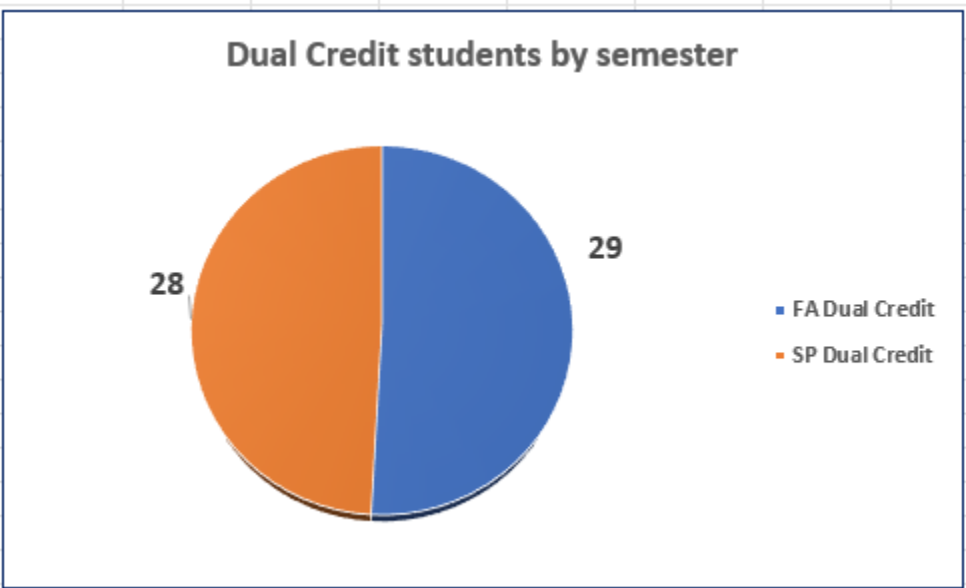
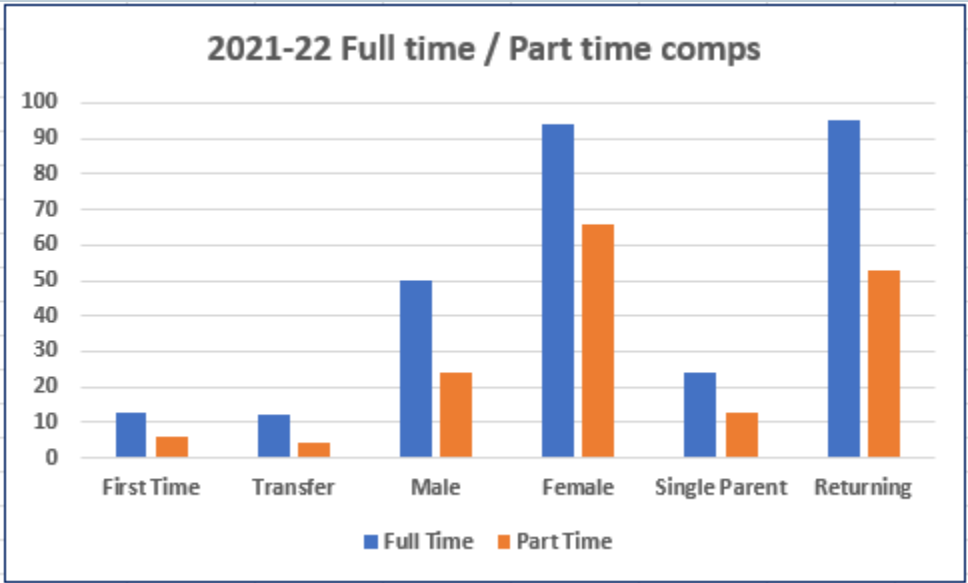
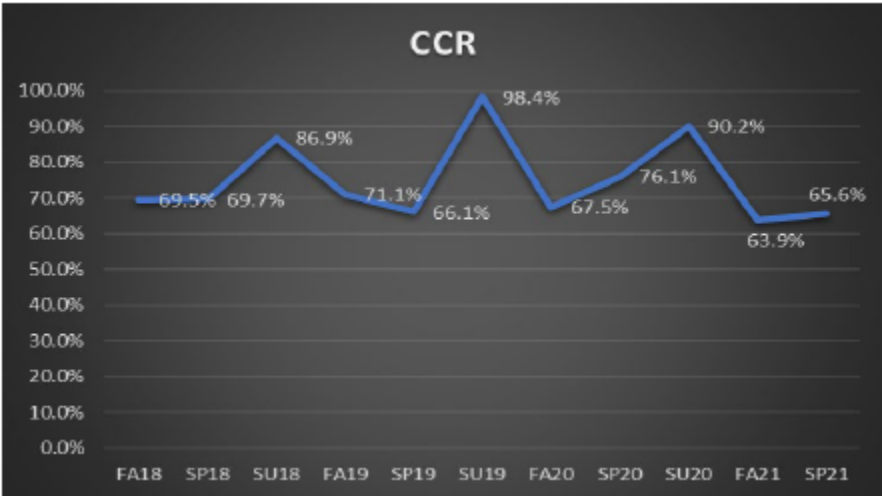


6:1 Student
to Faculty
Ratio

2021-22 Student Majors



Course Completion Rate Trends



FIRST YEAR EXPERIENCE

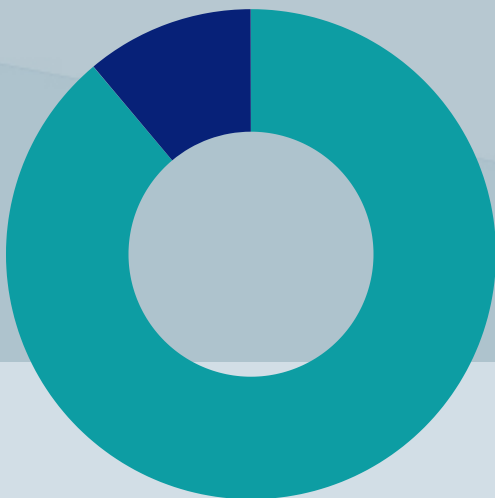
What is the NHS College First Year Experience?
Students that are new to NHSC are required to take our PSY 100 course during their first semester. For students that register late, they will take it their second semester.

Students will cover 5 topics during their PSY 100 course: Beginning your journey, Staying connected, Succeeding at NHSC, Paying for College and Campus Life. All topics ensure that they are well prepared for academic success at NHSC.

In addition to completing the five topics taught during the class, students also complete an Academic Student Success Plan which will help them to succeed during their time at NHSC.

36
students
took PSY 100
in 2020-21

PSY 100 STUDENTS



■ Passed (88.89%) ■ Failed (11.11%)

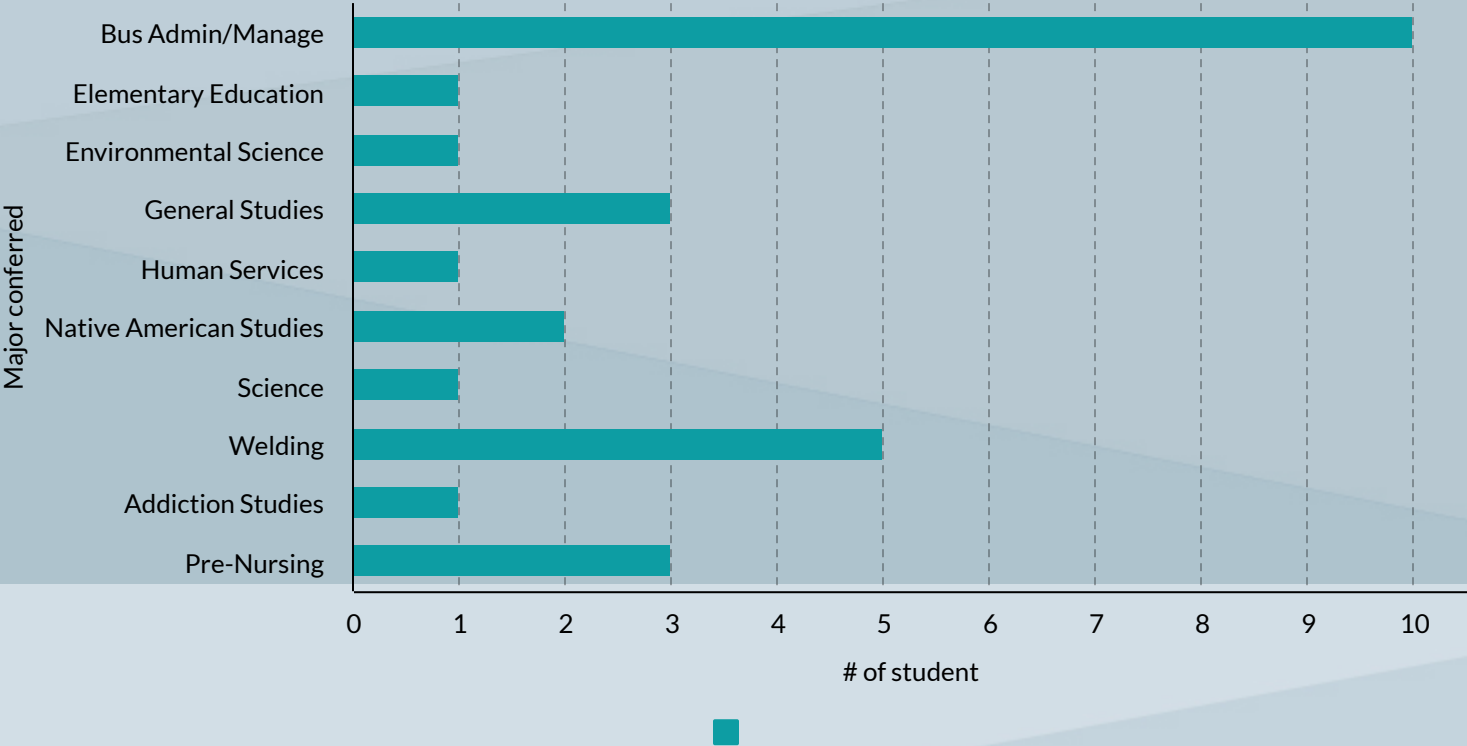
GRADUATION

46% of NHSC Graduates
were enrolled in TAT

This year, Nueta Hidatsa Sahnish College held a graduation ceremony in both December and May. Our December ceremony was held at the Four Bears Casino, while our Spring ceremony was held at the MHA Interpretive Center. Four students had degrees or certificates that conferred in December 2021 and twenty-four students had degrees or certificates that conferred in May 2022.




Degrees Conferred by Major



Important Numbers for Graduation


Business Program
graduated the highest #
10 graduates


First 4.0 GPA
graduate
Irene Hale

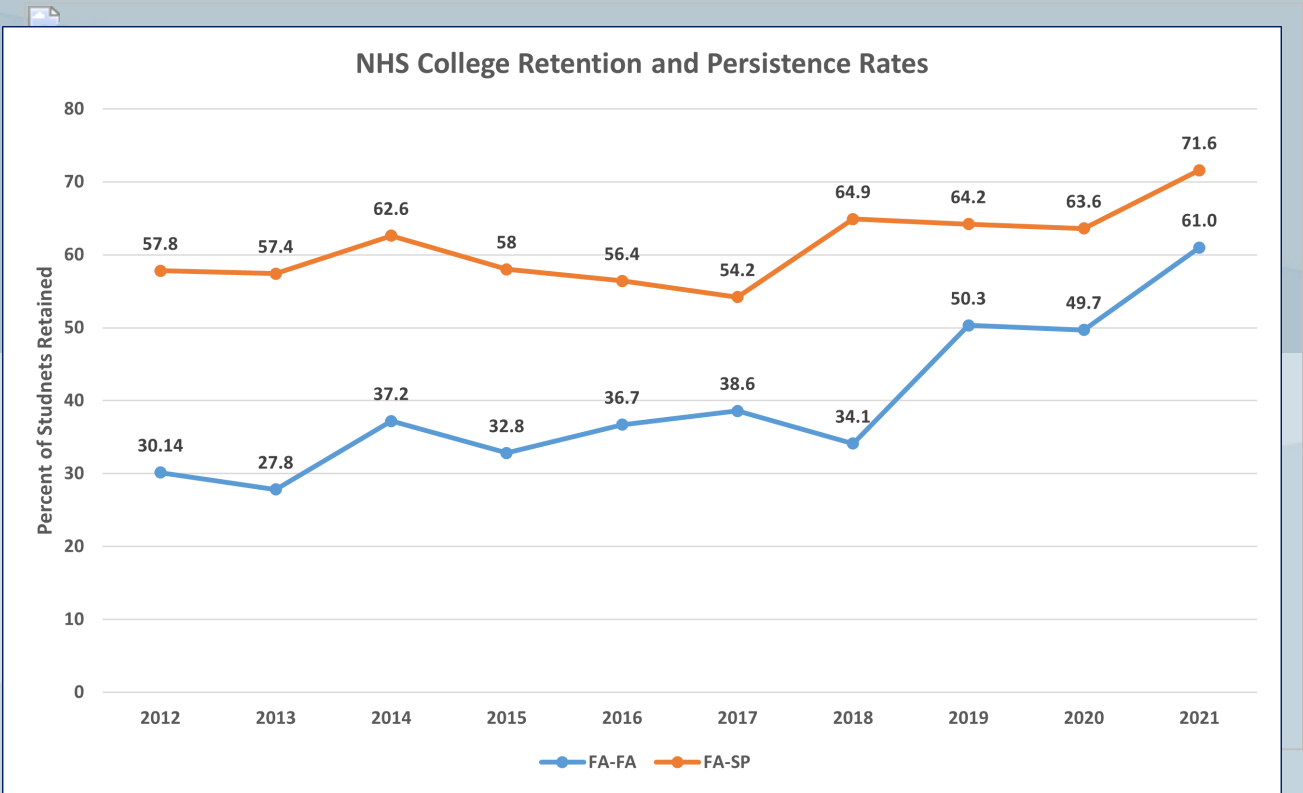

Highest Avg GPA ever
3.18 gpa - Spring 2022

RETENTION RATES

Retention, persistence, completion and graduation are important terms in higher education. Nueta Hidatsa Sahnish College has been working to ensure all of its data is clean so we can accurately report these rates. We have also recently submitted our data to the National Student Clearinghouse to partner with them in their Post-Secondary Data Partnership program (PDP). By taking part in the PDP, we will be able to accurately determine the students who have transferred to another institution to complete their education; as well as, benchmark ourselves against other TCU's.

Retention vs Persistence

NHSC measures its retention rate by determining the students who maintained their enrollment for Fall to Fall, year over year. And we measure our persistence rate by determining which students maintained their enrollment from Fall to Spring of the same academic year.



CO-CURRICULAR ASSESSMENT

Outcomes (ILOs) to enhance the educational experience of the students. The co-curricular assessment is completed annually and evaluates the following co-curricular activities to determine how well they meet NHS College's ILOs:

- § All Chief's Society
- § American Indian Business Leaders (AIBL)
- § AIHEC Annual Conference
- § American Indian Science & Engineering Society (AISES)
- § Athletics
- § Horse Nation
- § Student Senate



**Due to COVID, we did not hold
Co-Curriculars in 2021-2022**

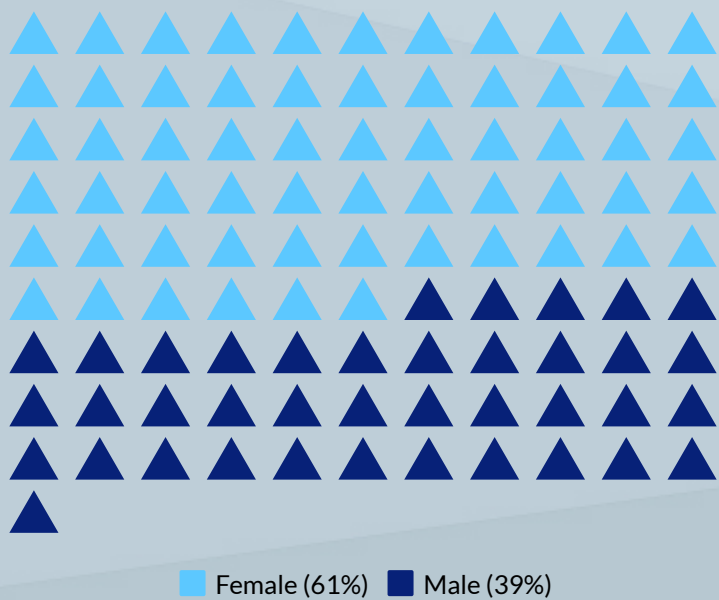
NHS College Institutional Learning Outcomes:

1. Students will develop critical thinking skills.
2. Students will be able to clearly communicate both orally and in writing.
3. Students will effectively utilize quantitative reasoning, scientific methods and technology.
4. Students will acquire intellectual concepts and dispositions that enable them to live and contribute as active and successful tribally educated participants in a diverse and global society.
5. Students will have an awareness of emotional, mental, physical, social and spiritual wellness.

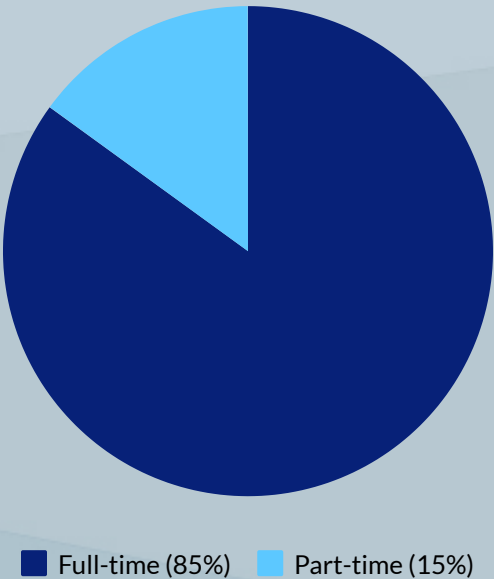
EMPLOYEE DEMOGRAPHICS

As of November 2021, NHS College employed 65 faculty and staff members.


Employee Gender



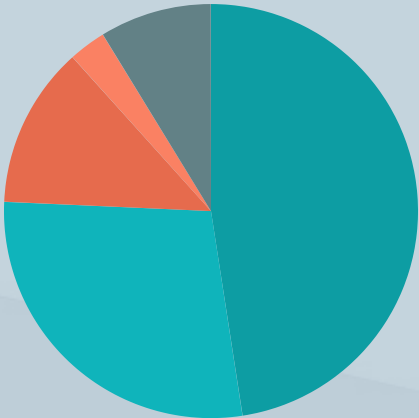
Employee Status



EMPLOYEE DEMOGRAPHICS



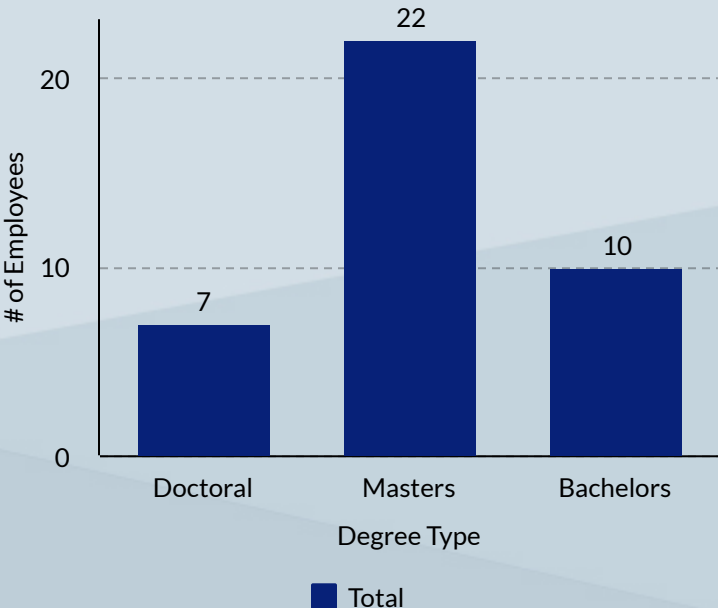
Employee by Race



- American Indian/Alaska Native (47.57%)
- White (28.16%)
- Black or African American (12.62%)
- Asian (2.91%)
- Other (8.74%)



Employee Education





TOGETHER WE THRIVE

Nueta Hidatsa Sahnish College
301 College Drive
PO BOX 490
New Town, ND 58763
701-627-4738

Follow us on Facebook and Instagram!
@NHSC1973



NHS
COLLEGE