



2019-2020 Data & Assessment Summary Report

Nueta Hidatsa Sahnish College

PO Box 490
301 College Dr
New Town, ND 58763

www.nhsc.edu



TABLE OF CONTENTS

INTRODUCTION _____	3
STUDENT DEMOGRAPHICS _____	4
FIRST YEAR EXPERIENCE _____	8
GRADUATION _____	9
RETENTION RATES _____	10
CO-CURRICULAR ASSESSMENT _____	11
EMPLOYEE DEMOGRAPHICS _____	12

INTRODUCTION



Nueta Hidatsa Sahnish (NHS) College was tribally chartered by the Three Affiliated Tribes (Mandan, Hidatsa, Arikara) on the Fort Berthold Reservation in 1973. The College's main campus is located in New Town, North Dakota but has satellite classrooms in four of the five other segments on the reservation: White Shield, Parshall, Mandaree and Twin Buttes. The College was formerly known as Fort Berthold Community College, but was changed via a Tribal Business Council resolution on March 27, 2015 to more appropriately reflect the culture of the Manda, Hidatsa and Arikara tribal members.

NHS College was first granted accreditation on February 12, 1988 via the Higher Learning Commission (HLC) and has continued its accreditation. NHS College was approved by HLC on February 21, 2011 to offer three baccalaureate programs, a significant accomplishment to facilitate students earning a four-year degree without having to leave Fort Berthold. The mission and vision of the College has changed little since its inception and continues to be an inspiration to the faculty and staff who strive to make life better for their students.

Mission:

Nueta Hidatsa Sahnish College will provide quality cultural, academic and vocational education and services to the Mandan, Hidatsa and Arikara Nation.

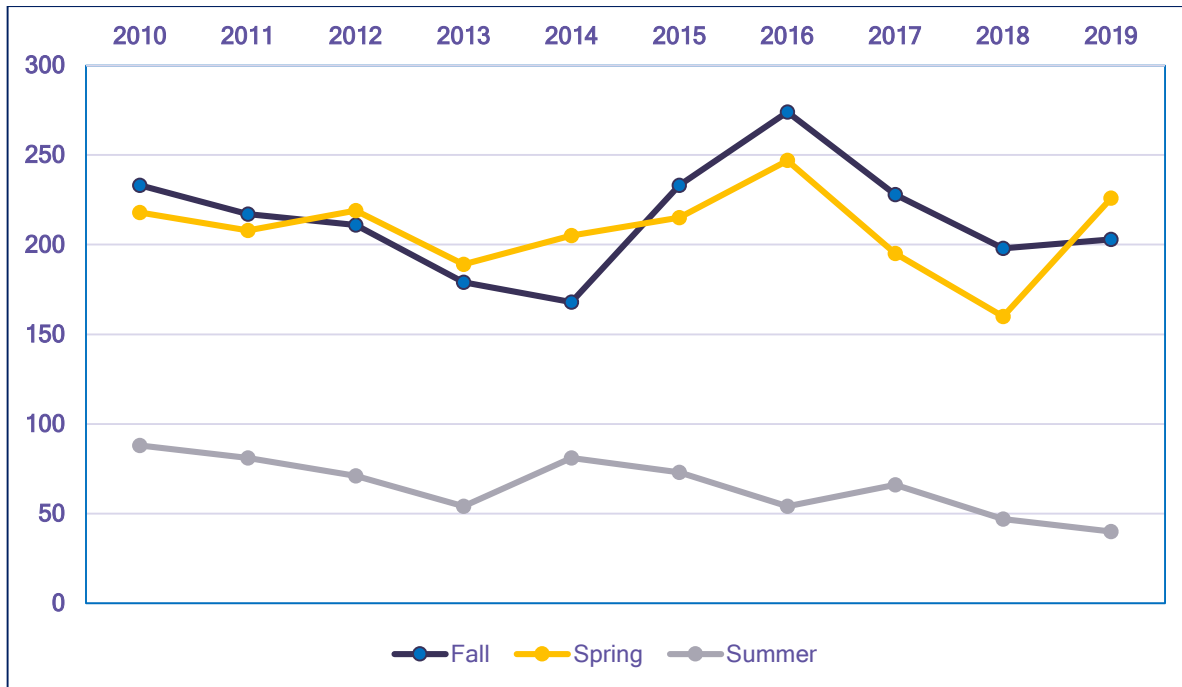
Vision:

Nueta Hidatsa Sahnish College: A dynamic presence that preserves our past and prepares us for the future.

STUDENT DEMOGRAPHICS

10 Year Enrollment - All Students

In the 2019-2020 Academic Year, NHS College enrolled 203 students in the Fall, 226 students in the Spring and 40 students in the Summer.



10 Year Enrollment Averages:

Fall: 214 students

Spring: 208 students

Summer: 66 students

Dual Credit Students

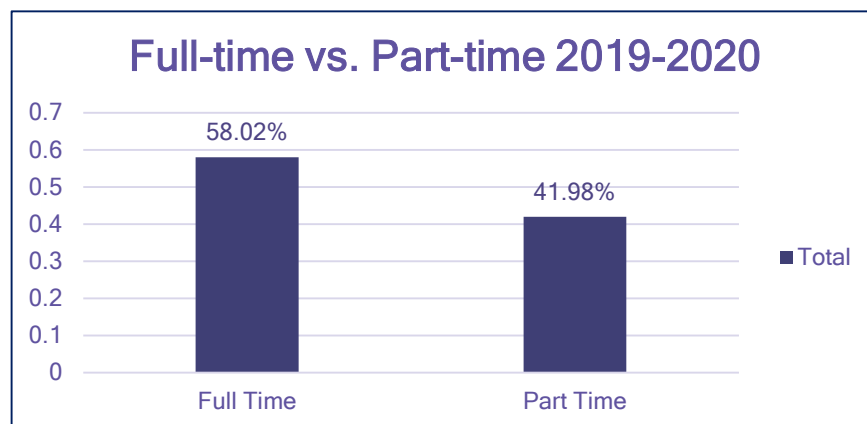
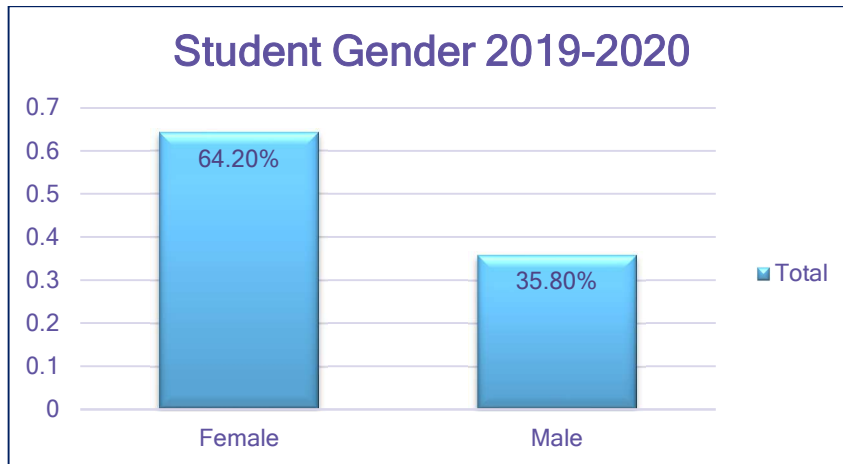
Enrollment of Dual Credit students increased by 87% in 2019-2020 from the previous year.

Fall: 31 students

Spring: 32 students

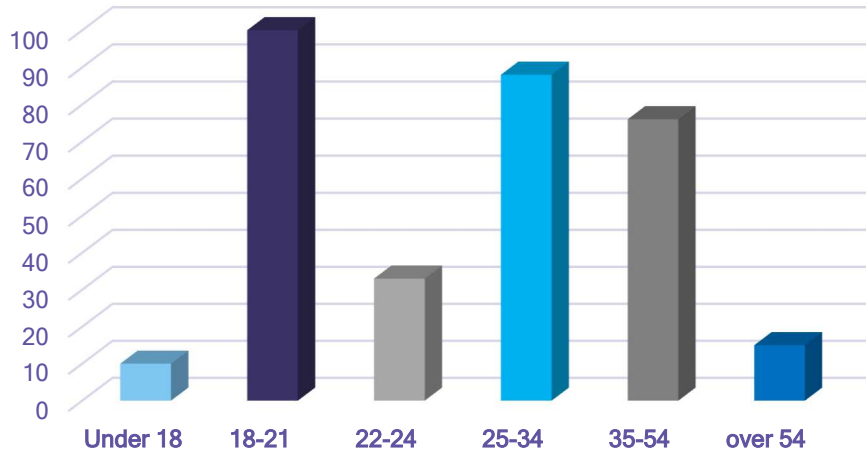
36 unduplicated Dual Credit
students for 2019-2020

STUDENT DEMOGRAPHICS

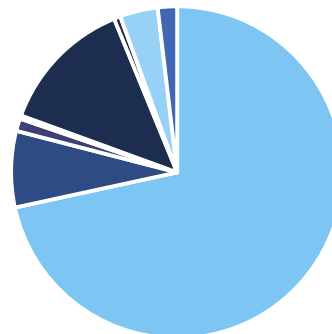


STUDENT DEMOGRAPHICS

Student Age 2019-2020



Student Race 2019-2020

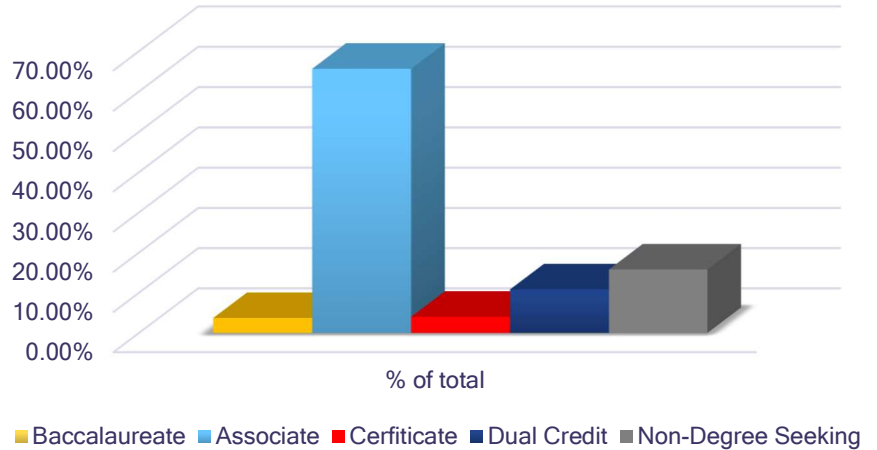


- American Indian/Alaska Native (71.60%)
- White (7.41%)
- Black or African American (1.23%)
- Native Hawaiian (0.31%)
- 2 Races (13.27%)
- Not Reported (0.62%)
- Asian (3.70%)
- Hispanic/Latino (1.85%)

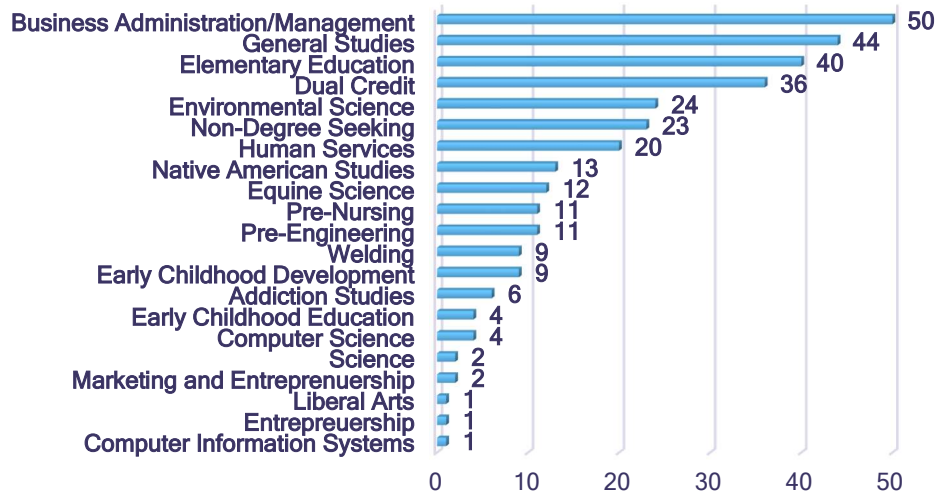
STUDENT DEMOGRAPHICS

5:1
Student
to Faculty
Ratio

Degree/Certificate Seeking



Student Majors



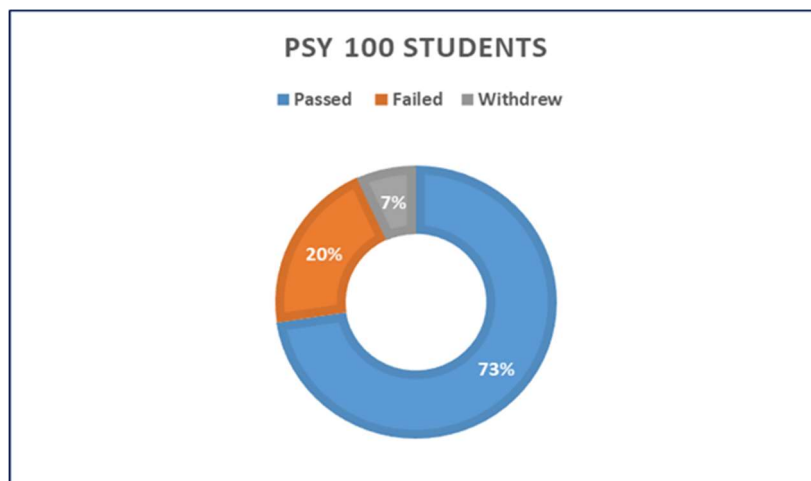
FIRST YEAR EXPERIENCE

What is the NHS College First Year Experience?

Students that are new to NHSC are required to take our PSY 100 course during their first semester. For students that register late, they will take it their second semester.

Students will cover 5 topics during their PSY 100 course: Beginning your journey, Staying connected, Succeeding at NHSC, Paying for College and Campus Life. All topics ensure that they are well prepared for academic success at NHSC.

In addition to completing the five topics taught during the class, students also complete an Academic Student Success Plan which will help them to succeed during their time at NHSC.

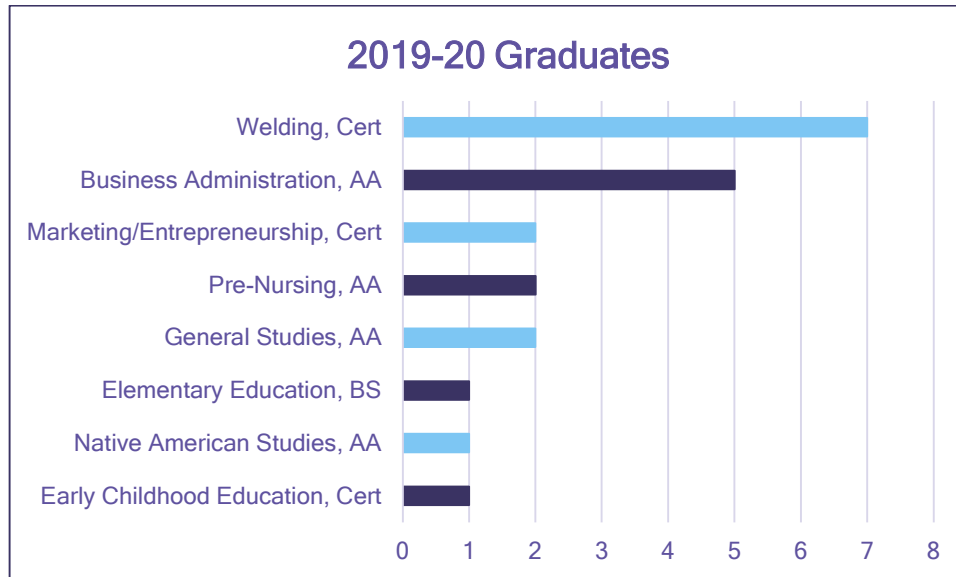


73
students
took
PSY100 in
2019-20



GRADUATION

This year, Nueta Hidatsa Sahnish College held a graduation ceremony in both December and May. Due to the COVID pandemic, our May ceremony was held virtually. Five students had degrees or certificates that conferred in December 2019 and sixteen students had degrees or certificates that conferred in May 2020.



76%

% of 2019-20
NHSC Graduates
were enrolled in
Three Affiliated
Tribes

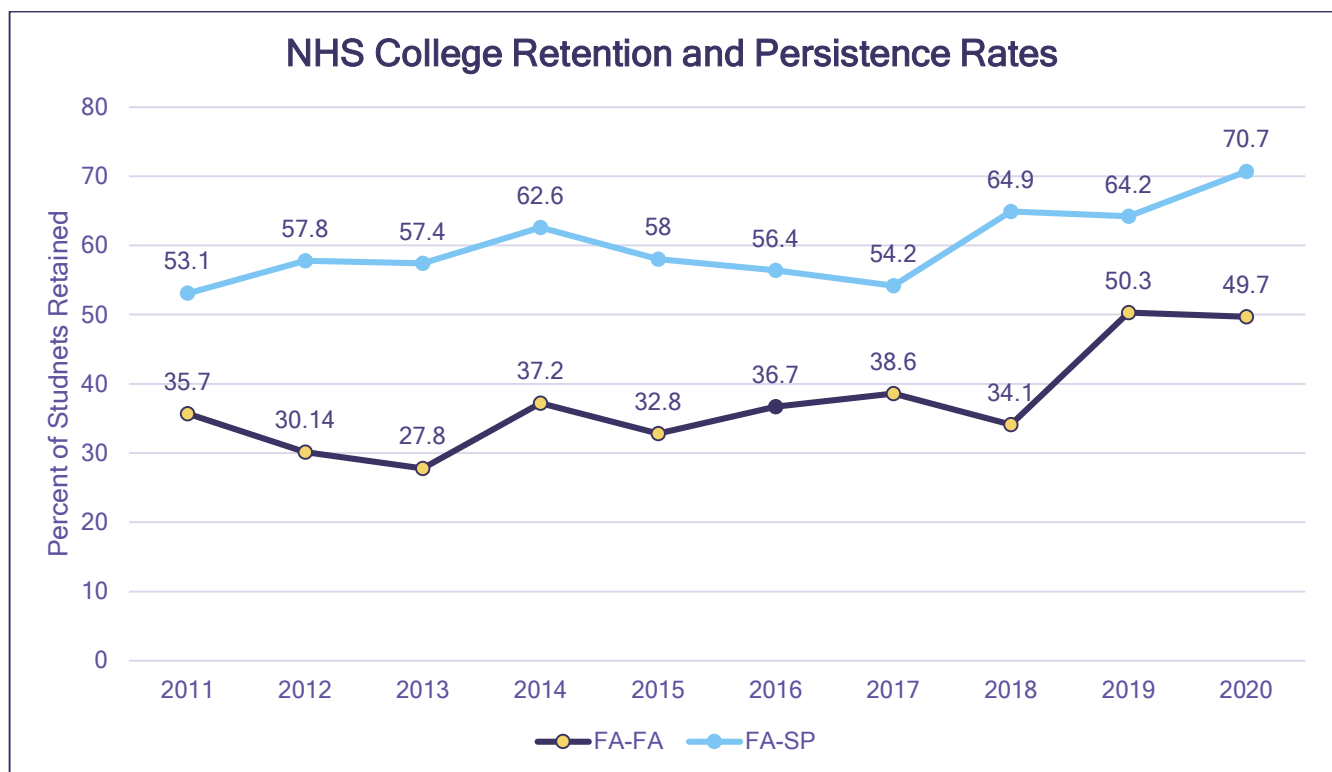


RETENTION RATES

Retention, persistence, completion and graduation are important terms in higher education. Nueta Hidatsa Sahnish College has been working to ensure all of its data is clean so we can accurately report these rates. We have also recently submitted our data to the National Student Clearinghouse to partner with them in their Post-Secondary Data Partnership program (PDP). By taking part in the PDP, we will be able to accurately determine the students who have transferred to another institute to complete their education; as well as, benchmark ourselves against other TCU's.

Retention vs Persistence

NHSC measures its retention rate by determining the students who maintained their enrollment for Fall to Fall, year over year. And we measure our persistence rate by determining which students maintained their enrollment from Fall to Spring of the same academic year.



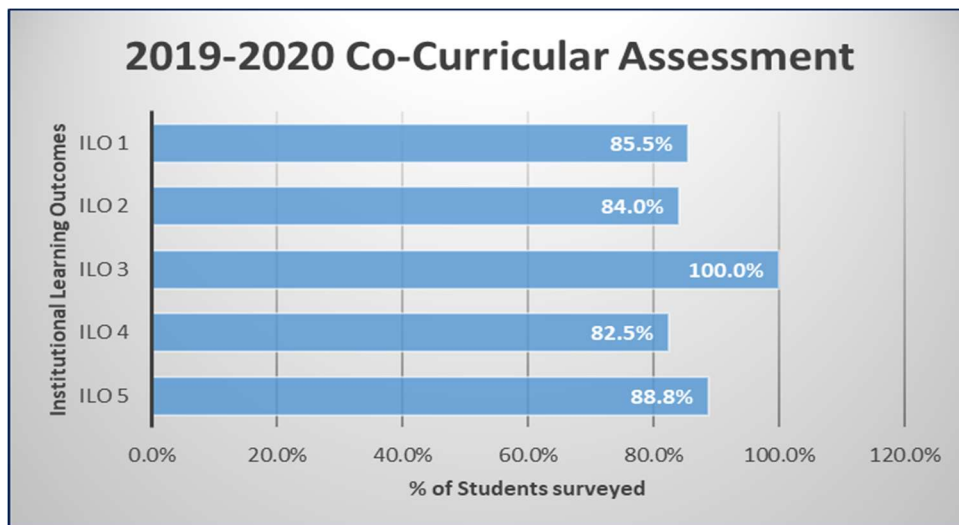
CO-CURRICULAR ASSESSMENT

The NHS College co-curricular programs strive to meet the College's Institutional Learning Outcomes (ILOs) to enhance the educational experience of the students. The co-curricular assessment is completed annually and evaluates the following co-curricular activities to determine how well they meet NHS College's ILOs:

- All Chief's Society
- American Indian Business Leaders (AIBL)
- AIHEC Annual Conference
- American Indian Science & Engineering Society (AISES)
- Athletics
- Horse Nation
- Student Senate

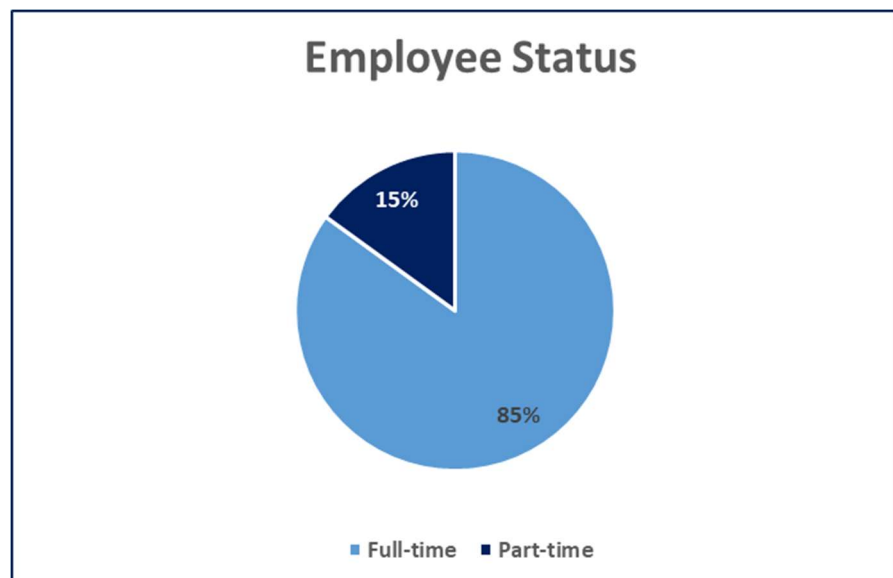
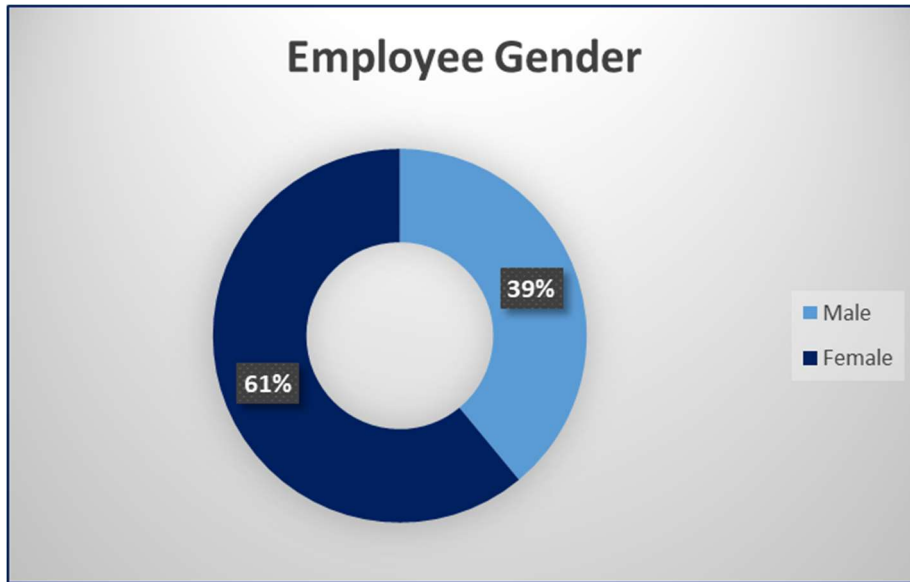
NHS College Institutional Learning Outcomes:

1. Students will develop critical thinking skills.
2. Students will be able to clearly communicate both orally and in writing.
3. Students will effectively utilize quantitative reasoning, scientific methods and technology.
4. Students will acquire intellectual concepts and dispositions that enable them to live and contribute as active and successful tribally educated participants in a diverse and global society.
5. Students will have an awareness of emotional, mental, physical, social and spiritual wellness.



EMPLOYEE DEMOGRAPHICS

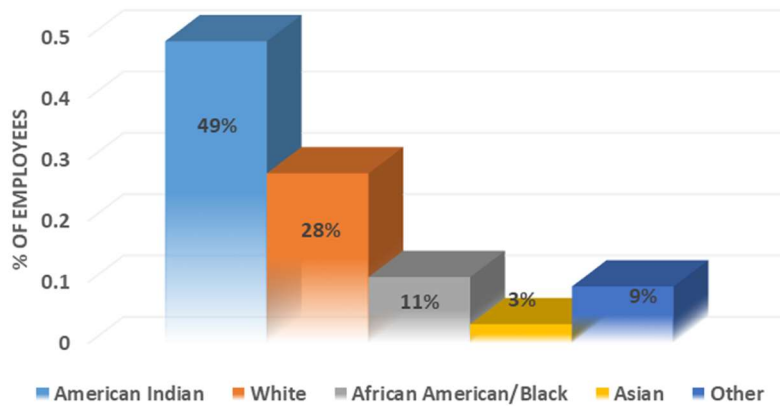
As of November 2019, NHS College employed 65 faculty and staff members.





NHS College
employs five
married couples!

EMPLOYEE BY RACE



Employee Education

7 employees have Doctoral
degrees

22 employees have
Masters degrees

10 employees have
Bachelors degrees

